

Chip Inductors – 1008CS Series (2520)

These chip inductors are designed for the needs of today's high frequency designer. Their ceramic construction delivers the highest possible SRFs and Q values. The non-magnetic coilform also ensures the utmost in thermal

stability, predictability and batch consistency. Coilcraft **Designer's Kit C100** contains samples of all 5% inductance tolerance parts. Kits with 2% tolerance parts are also available.

Part number ¹	Inductance ² (nH)	Percent tolerance ³	Q min ⁴	SRF min ⁵ (MHz)	DCR max ⁶ (Ohms)	Irms ⁷ (mA)
1008CS-100X_B_	10 @ 50 MHz	5,2	50 @ 500 MHz	4100	0.08	1000
1008CS-120X_B_	12 @ 50 MHz	5,2	50 @ 500 MHz	3300	0.09	1000
1008CS-150X_B_	15 @ 50 MHz	5,2	50 @ 500 MHz	2500	0.10	1000
1008CS-180X_B_	18 @ 50 MHz	5,2	50 @ 350 MHz	2500	0.11	1000
1008CS-220X_B_	22 @ 50 MHz	5,2,1	55 @ 350 MHz	2400	0.12	1000
1008CS-270X_B_	27 @ 50 MHz	5,2	55 @ 350 MHz	1600	0.13	1000
1008CS-330X_B_	33 @ 50 MHz	5,2	60 @ 350 MHz	1600	0.14	1000
1008CS-390X_B_	39 @ 50 MHz	5,2	60 @ 350 MHz	1500	0.15	1000
1008CS-470X_B_	47 @ 50 MHz	5,2,1	65 @ 350 MHz	1500	0.16	1000
1008CS-560X_B_	56 @ 50 MHz	5,2,1	65 @ 350 MHz	1300	0.18	1000
1008CS-680X_B_	68 @ 50 MHz	5,2,1	65 @ 350 MHz	1300	0.20	1000
1008CS-820X_B_	82 @ 50 MHz	5,2,1	60 @ 350 MHz	1000	0.22	1000
1008CS-101X_B_	100 @ 25 MHz	5,2,1	60 @ 350 MHz	1000	0.56	650
1008CS-121X_B_	120 @ 25 MHz	5,2,1	60 @ 350 MHz	950	0.63	650
1008CS-151X_B_	150 @ 25 MHz	5,2,1	45 @ 100 MHz	850	0.70	580
1008CS-181X_B_	180 @ 25 MHz	5,2,1	45 @ 100 MHz	750	0.77	620
1008CS-221X_B_	220 @ 25 MHz	5,2,1	45 @ 100 MHz	700	0.84	500
1008CS-271X_B_	270 @ 25 MHz	5,2,1	45 @ 100 MHz	600	0.91	500
1008CS-331X_B_	330 @ 25 MHz	5,2,1	45 @ 100 MHz	570	1.05	450
1008CS-391X_B_	390 @ 25 MHz	5,2,1	45 @ 100 MHz	500	1.12	470
1008CS-471X_B_	470 @ 25 MHz	5,2,1	45 @ 100 MHz	450	1.19	470
1008CS-561X_B_	560 @ 25 MHz	5,2,1	45 @ 100 MHz	415	1.33	400
1008CS-621X_B_	620 @ 25 MHz	5,2,1	45 @ 100 MHz	375	1.40	300
1008CS-681X_B_	680 @ 25 MHz	5,2,1	45 @ 100 MHz	375	1.47	400
1008CS-751X_B_	750 @ 25 MHz	5,2,1	45 @ 100 MHz	360	1.54	360
1008CS-821X_B_	820 @ 25 MHz	5,2,1	45 @ 100 MHz	350	1.61	400
1008CS-911X_B_	910 @ 25 MHz	5,2,1	35 @ 50 MHz	320	1.68	380
1008CS-102X_B_	1000 @ 25 MHz	5,2,1	35 @ 50 MHz	290	1.75	370
1008CS-122X_B_	1200 @ 7.9 MHz	5,2	35 @ 50 MHz	250	2.0	310
1008CS-152X_B_	1500 @ 7.9 MHz	5,2	28 @ 50 MHz	200	2.3	330
1008CS-182X_B_	1800 @ 7.9 MHz	5,2	28 @ 50 MHz	160	2.6	300
1008CS-222X_B_	2200 @ 7.9 MHz	5,2	28 @ 50 MHz	160	2.8	280
1008CS-272X_B_	2700 @ 7.9 MHz	5,2	22 @ 25 MHz	140	3.2	290
1008CS-332X_B_	3300 @ 7.9 MHz	5,2	22 @ 25 MHz	110	3.4	290
1008CS-392X_B_	3900 @ 7.9 MHz	5,2	20 @ 25 MHz	100	3.6	260
1008CS-472X_B_	4700 @ 7.9 MHz	5,2	20 @ 25 MHz	90	4.0	260
1008CS-562X_B_	5600 @ 7.9 MHz	5	16 @ 7.9 MHz	20	4.0	240
1008CS-682X_B_	6800 @ 7.9 MHz	5	18 @ 7.9 MHz	40	4.9	200
1008CS-822X_B_	8200 @ 7.9 MHz	5	18 @ 7.9 MHz	25	6.0	170

1. When ordering, please specify **tolerance** and **packaging** codes:

1008CS-822X J B C

Tolerance: F = 1% G = 2% J = 5%
(Table shows stock tolerances in bold.)

Packaging: C = 7" machine-ready reel. EIA-481 embossed plastic tape (2000 per full reel).

B = Less than full reel. In tape, but not machine-ready. To have a leader and trailer added (\$25 charge), use code letter C instead.

D = 13" machine-ready reel. EIA-481 embossed plastic tape. Factory order only, not stocked (7500 per full reel).

2. Inductance measured using a Coilcraft SMD-A fixture in an Agilent/HP 4286A impedance analyzer with Coilcraft-provided correlation pieces.

3. Tolerances in bold are stocked for immediate shipment.

4. Q measured using an Agilent/HP 4291A with an Agilent/HP 16193 test fixture.

5. SRF measured using an Agilent/HP 8753D network analyzer and a Coilcraft SMD-D test fixture.

6. DCR measured on a Cambridge Technology micro-ohmmeter and a Coilcraft CCF840 test fixture.

7. Average current for a 15°C rise above 25°C ambient.

8. Operating temperature range -40°C to +125°C.

9. Electrical specifications at 25°C.

See Qualification Standards section for environmental and test data.

See Color Coding Section for part marking data.

Coilcraft[®]

Specifications subject to change without notice.

Please check our website for latest information.

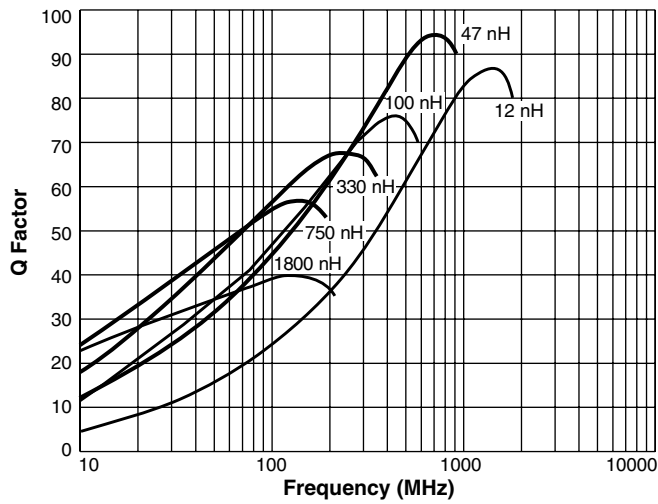
Document 101-1 Revised 02/09/05

1102 Silver Lake Road Cary, Illinois 60013 Phone 847/639-6400 Fax 847/639-1469

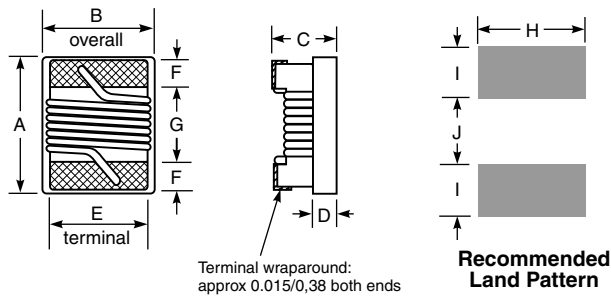
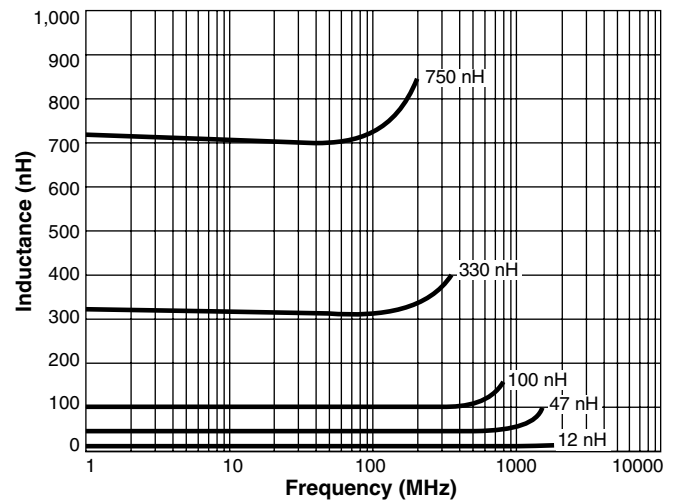
E-mail info@coilcraft.com Web <http://www.coilcraft.com>

1008CS Series (2520)

Typical Q vs Frequency



Typical L vs Frequency



A max	B max	C max	D ref	E	F	G	H	I	J
0.115	0.110	0.080	0.020	0.080	0.020	0.060	0.100	0.040	0.050
2,92	2,79	2,03	0,51	2,03	0,51	1,52	2,54	1,02	1,27

Weight: 29.6 – 37.4 mg
Terminations: Silver-palladium-platinum
Tape and reel: 2000/7" reel; 7500/13" reel 8 mm tape width
 For packaging data see Tape and Reel Specifications section.

S-Parameter files
ON OUR WEB SITE OR CD
SPICE models
ON OUR WEB SITE OR CD



Specifications subject to change without notice.
 Please check our website for latest information. Document 101-2 Revised 12/28/04

1102 Silver Lake Road Cary, Illinois 60013 Phone 847/639-6400 Fax 847/639-1469
 E-mail info@coilcraft.com Web http://www.coilcraft.com